



CORA-100 mm (4") Borewell Submersible Pumpset (S)



E-Warranty QR Code



*Selected models only



Pumps Made in India
with trusted German Technology

CORA- 100mm (4") Borewell Submersible Pumpset

KSB is one of the most trusted brand of Submersible pumpsets in India. With the deep rooted experience of over 150 years, the German company offers round the clock Sales & Service support with its wide spread dealer network in India.

The 100 mm submersible pumpsets have unique features like long lasting Stainless Steel jacket and special thrust bearing arrangement impart amazing power with surprisingly low maintenance cost and low noise. The world renowned German technology promises more force for high-rise buildings, towers etc. A safe, and superior solution to water lifting requirements.

Get a KSB Submersible Pumpsets and let your high rise drench in happiness today !

Special Features :

- High efficiency
- Lower power consumption
- Corrosion and abrasion free internals
- Special thrust bearing design
- Stainless Steel jacket
- Noiseless

Operating range :













- Well Diameter : 100 mm
- Capacity : up to 140 LPM
- Head : up to 400 meter
- Power : 1Ø up to 2.2 kW (5HP)
3Ø up to 5.5 kW (7.5HP)

Applications :


- Domestic water supply
- Drip / Sprinkler irrigation
- Farm house
- High rise buildings
- In-well bore
- Fire fighting
- Industries














100 mm (4") Borewell Submersible Pumpsets : **CORA 1C + LX PLUS (S) 100**

Motor type	Motor rating		Pump type & Stage	Cable size	Rated Current	(m ³ /hr.)	Discharge						Star Rating	ISI
							0.0	0.5	0.9	1.3	1.5	1.8		
LX PLUS (S) 100	kW	HP	CORA 1C	mm ²	Amp	lpm	0	8	15	22	25	30		
1 / 22	0.37	0.50	7	1.50	4.6	Head (m)	39	38	33	27	23	16		
1 / 22	0.37	0.50	10	1.50	4.6		56	55	48	38	33	23		
1 / 22	0.37	0.50	13	1.50	4.6		73	71	62	50	43	30		
3 / 22	0.55	0.75	15	1.50	5.6		84	82	71	57	49	35		
3 / 22	0.55	0.75	18	1.50	5.6		101	99	86	69	59	41		
5 / 22	0.75	1.00	21	1.50	7.3		117	115	100	80	69	48		
5 / 22	0.75	1.00	25	1.50	7.3		140	137	119	96	82	58		
13 / 22	1.10	1.50	30	1.50	10.0		168	165	143	115	98	69		
13 / 22	1.10	1.50	35	1.50	10.0		196	192	166	134	115	81		
14 / 22	1.50	2.00	40	2.50	12.5		224	220	190	153	131	92		
14 / 22	1.50	2.00	45	2.50	12.5		252	247	214	172	148	104		
14 / 22	1.50	2.00	50	2.50	12.5		280	275	238	192	164	115		











100 mm (4") Borewell Submersible Pumpsets : **CORA 1C + XUMA DX (S) 100**

Motor type	Motor rating		Pump type & Stage	Cable size	Rated Current	(m ³ /hr.)	Discharge m ³ /hr.						Star Rating	ISI
							0.0	0.5	0.9	1.3	1.5	1.8		
XUMA DX (S) 100	kW	HP	CORA 1C	mm ²	Amp	lpm	0	8	15	22	25	30		
1 / 22	0.37	0.50	7	1.50	4.8	Head (m)	39	38	33	27	23	16		
1 / 22	0.37	0.50	10	1.50	4.8		56	55	48	38	33	23		
1 / 22	0.37	0.50	13	1.50	4.8		73	71	62	50	43	30		
2 / 22	0.55	0.75	15	1.50	5.8		84	82	71	57	49	35		
2 / 22	0.55	0.75	18	1.50	5.8		101	99	86	69	59	41		
4 / 22	0.75	1.00	21	1.50	7.3		117	115	100	80	69	48		
4 / 22	0.75	1.00	25	1.50	7.3		140	137	119	96	82	58		
6 / 22	1.10	1.50	30	1.50	10.0		168	165	143	115	98	69		
6 / 22	1.10	1.50	35	1.50	10.0		196	192	166	134	115	81		
7 / 22	1.50	2.00	40	2.50	13.0		224	220	190	153	131	92		
7 / 22	1.50	2.00	45	2.50	13.0		252	247	214	172	148	104		
7 / 22	1.50	2.00	50	2.50	13.0		280	275	238	192	164	115		











100 mm (4") Borewell Submersible Pumpsets : **CORA 2C + LX Plus (S) 100**

Motor type	Motor rating		Pump type & Stage	Cable size	Rated Current	m ³ /hr.	Discharge						Star Rating	ISI
							0.0	1.1	1.6	2.0	2.5	2.8		
LX Plus (S) 100	kW	HP	CORA 2C	mm ²	Amp	lpm	0	18	27	33	42	47		
1 / 22	0.37	0.50	7	1.5	4.6	Head (m)	42	38	33	28	21	15		
3 / 22	0.55	0.75	11	1.5	5.6		66	60	52	45	33	24		
5 / 22	0.75	1.00	13	1.5	7.3		78	71	62	53	39	28		
5 / 22	0.75	1.00	15	1.5	7.3		90	82	71	61	45	33		
13 / 22	1.10	1.50	18	1.5	10		108	98	86	73	54	39		
13 / 22	1.10	1.50	21	1.5	10		126	114	100	85	63	46		
13 / 22	1.10	1.50	23	1.5	10		138	125	109	93	69	50		
13 / 22	1.10	1.50	25	1.5	10		150	136	119	101	75	55		
14 / 22	1.50	2.00	27	2.5	12.5		162	147	128	109	81	59		
14 / 22	1.50	2.00	30	2.5	12.5		180	164	143	122	90	65		

100 mm (4") Borewell Submersible Pumpsets : **CORA 2C + XUMA DX (S) 100**

Motor type	Motor rating		Pump type & Stage	Cable size	Rated Current	m ³ /hr.	Discharge						Star Rating	ISI
	kW	HP					0.0	1.1	1.6	2.0	2.5	2.8		
XUMA DX (S) 100	kW	HP	CORA 2C	mm ²	Amp	lpm	0	18	27	33	42	47		
1 / 22	0.37	0.50	7	1.5	4.8	Head (m)	42	38	33	28	21	15		
2 / 22	0.55	0.75	11	1.5	5.8		66	60	52	45	33	24		
4 / 22	0.75	1.00	13	1.5	7.3		78	71	62	53	39	28		
4 / 22	0.75	1.00	15	1.5	7.3		90	82	71	61	45	33		
6 / 22	1.10	1.50	18	1.5	10		108	98	86	73	54	39		
6 / 22	1.10	1.50	21	1.5	10		126	114	100	85	63	46		
6 / 22	1.10	1.50	23	1.5	10		138	125	109	93	69	50		
6 / 22	1.10	1.50	25	1.5	10		150	136	119	101	75	55		
7 / 22	1.50	2.00	27	2.5	13		162	147	128	109	81	59		
7 / 22	1.50	2.00	30	2.5	13		180	164	143	122	90	65		

100 mm (4") Borewell Submersible Pumpsets : **CORA 2AH + LX PLUS (S) 100**

Motor type	Motor rating		Pump type & Stage	Cable size	Rated Current	m ³ /hr.	Discharge						Star Rating	ISI
	kW	HP					0.0	1.0	1.5	2.0	2.5	3.0		
LX PLUS (S) 100	kW	HP	CORA 2AH	mm ²	Amp	lpm	0	17	25	33	42	50		
1 / 22	0.37	0.50	5	1.5	4.6	Head (m)	38	34	30	26	21	16		
3 / 22	0.55	0.75	8	1.5	5.6		61	54	49	42	34	26		
5 / 22	0.75	1.00	9	1.5	7.3		68	61	55	47	39	29		
5 / 22	0.75	1.00	10	1.5	7.3		76	68	61	52	43	32		
5 / 22	0.75	1.00	11	1.5	7.3		83	74	67	58	47	35		
13 / 22	1.1	1.50	12	1.5	10.0		91	81	73	63	52	38		
13 / 22	1.1	1.50	15	1.5	10.0		113	101	91	79	64	48		
13 / 22	1.1	1.50	18	1.5	10.0		137	122	108	94	76	58		
14 / 22	1.5	2.00	21	2.5	12.5		160	143	126	109	88	67		
14 / 22	1.5	2.00	24	2.5	12.5		182	163	144	125	101	77		

100 mm (4") Borewell Submersible Pumpsets : **CORA 2AH + XUMA DX (S) 100**

Motor type	Motor rating		Pump type & Stage	Cable size	Rated Current	m ³ /hr.	Discharge					
	kW	HP					0.0	1.0	1.5	2.0	2.5	3.0
XUMA DX (S) 100	kW	HP	CORA 2AH	mm ²	Amp	lpm	0	17	25	33	42	50
1 / 22	0.37	0.50	5	1.5	4.8	Head (m)	38	34	30	26	21	16
2 / 22	0.55	0.75	8	1.5	5.8		61	54	49	42	34	26
4 / 22	0.75	1.00	9	1.5	7.3		68	61	55	47	39	29
4 / 22	0.75	1.00	10	1.5	7.3		76	68	61	52	43	32
4 / 22	0.75	1.00	11	1.5	7.3		83	74	67	58	47	35
6 / 22	1.10	1.50	12	1.5	10.0		91	81	73	63	52	38
6 / 22	1.10	1.50	15	1.5	10.0		113	101	91	79	64	48
6 / 22	1.10	1.50	18	1.5	10.0		137	122	108	94	76	58
7 / 22	1.50	2.00	21	2.5	13.0		160	143	126	109	88	67
7 / 22	1.50	2.00	24	2.5	13.0		182	163	144	125	101	77

100 mm (4") Borewell Submersible Pumpsets : CORA 2CH + LX PLUS (S) 100

Motor type	Motor rating		Pump type & Stage	Cable size	Rated Current	m ³ /hr.	Discharge						Star Rating	ISI
							0.0	1.0	1.5	2.0	2.5	3.0		
LX PLUS (S) 100	kW	HP	CORA 2CH	mm ²	Amp	lpm	0	17	25	33	42	50		
1 / 22	0.37	0.50	5	1.5	4.6	Head (m)	38	34	30	26	21	16		
3 / 22	0.55	0.75	8	1.5	5.6		61	54	49	42	34	26		
5 / 22	0.75	1.00	9	1.5	7.3		68	61	55	47	39	29		
5 / 22	0.75	1.00	10	1.5	7.3		76	68	61	52	43	32		
5 / 22	0.75	1.00	11	1.5	7.3		83	74	67	58	47	35		
13 / 22	1.10	1.50	12	1.5	10.0		91	81	73	63	52	38		
13 / 22	1.10	1.50	15	1.5	10.0		113	101	91	79	64	48		
13 / 22	1.10	1.50	18	1.5	10.0		137	122	108	94	76	58		
14 / 22	1.50	2.00	21	2.5	12.5		160	143	126	109	88	67		
14 / 22	1.50	2.00	24	2.5	12.5		182	163	144	125	101	77		






100 mm (4") Borewell Submersible Pumpsets : CORA 2CH + XUMA DX (S) 100

Motor type	Motor rating		Pump type & Stage	Cable size	Rated Current	m ³ /hr.	Discharge						Star Rating	ISI
							0.0	1.0	1.5	2.0	2.5	3.0		
XUMA DX (S) 100	kW	HP	CORA 2CH	mm ²	Amp	lpm	0	17	25	33	42	50		
1 / 22	0.37	0.50	5	1.5	4.8	Head (m)	38	34	30	26	21	16		
2 / 22	0.55	0.75	8	1.5	5.8		61	54	49	42	34	26		
4 / 22	0.75	1.00	9	1.5	7.3		68	61	55	47	39	29		
4 / 22	0.75	1.00	10	1.5	7.3		76	68	61	52	43	32		
4 / 22	0.75	1.00	11	1.5	7.3		83	74	67	58	47	35		
6 / 22	1.10	1.50	12	1.5	10.0		91	81	73	63	52	38		
6 / 22	1.10	1.50	15	1.5	10.0		113	101	91	79	64	48		
6 / 22	1.10	1.50	18	1.5	10.0		137	122	108	94	76	58		
7 / 22	1.50	2.00	21	2.5	13.0		160	143	126	109	88	67		
7 / 22	1.50	2.00	24	2.5	13.0		182	163	144	125	101	77		












100 mm (4") Borewell Submersible Pumpsets : CORA 3C + LX PLUS (S) 100

Motor type	Motor rating		Pump type & Stage	Cable size	Rated Current	m ³ /hr.	Discharge							Star Rating	ISI
							0.0	1.0	2.0	3.0	4.0	5.0	5.4		
XUMA LX (S) 100	kW	HP	CORA 3C	mm ²	A	lpm	0	17	33	50	67	83	90		
1 / 22	0.37	0.50	5	1.5	4.6	Head (m)	31	30	28	24	20	14	7		
3 / 22	0.55	0.75	7	1.5	5.6		43	41	39	34	28	20	9		
5 / 22	0.75	1.00	8	1.5	7.3		50	47	44	38	32	22	10		
5 / 22	0.75	1.00	9	1.5	7.3		56	53	50	43	36	25	12		
5 / 22	0.75	1.00	10	1.5	7.3		62	59	55	48	40	28	13		
13 / 22	1.10	1.50	12	1.5	10.0		74	71	66	58	48	34	16		
13 / 22	1.10	1.50	15	1.5	10.0		93	89	83	72	60	42	20		
14 / 22	1.50	2.00	18	2.5	12.5		112	106	99	86	72	50	23		
14 / 22	1.50	2.00	20	2.5	12.5		124	118	110	96	80	56	26		

100 mm (4") Borewell Submersible Pumpsets : **CORA 3C + XUMA DX (S) 100**

Motor type	Motor rating		Pump type & Stage	Cable size	Rated Current	m ³ /hr.	Discharge							Star Rating	ISI
							0.0	1.0	2.0	3.0	4.0	5.0	5.4		
XUMA DX (S) 100	kW	HP	CORA 3C	mm ²	A	lpm	0	17	33	50	67	83	90		
1 / 22	0.37	0.50	5	1.5	4.8	Head (m)	31	30	28	24	20	14	7		
2 / 22	0.55	0.75	7	1.5	5.8		43	41	39	34	28	20	9		
4 / 22	0.75	1.00	8	1.5	7.3		50	47	44	38	32	22	10		
4 / 22	0.75	1.00	9	1.5	7.3		56	53	50	43	36	25	12		
4 / 22	0.75	1.00	10	1.5	7.3		62	59	55	48	40	28	13		
6 / 22	1.10	1.50	12	1.5	10.0		74	71	66	58	48	34	16		
6 / 22	1.10	1.50	15	1.5	10.0		93	89	83	72	60	42	20		
7 / 22	1.50	2.00	18	2.5	13.0		112	106	99	86	72	50	23		
7 / 22	1.50	2.00	20	2.5	13.0		124	118	110	96	80	56	26		

100 mm (4") Borewell Submersible Pumpsets : **CORA 3AH + LX PLUS (S) 100**

Motor type	Motor rating		Pump type & Stage	Cable size	Rated Current	m ³ /hr.	Discharge						Star Rating	ISI
							0.0	1.0	2.0	3.0	4.0	5.0		
LX PLUS (S) 100	kW	HP	CORA 3AH	mm ²	Amp	lpm	0	17	33	50	67	83		
3 / 22	0.55	0.75	6	1.5	5.6	Head (m)	47	44	42	36	28	18		
5 / 22	0.75	1.00	7	1.5	7.3		55	52	49	42	33	21		
5 / 22	0.75	1.00	8	1.5	7.3		63	59	55	48	37	24		
5 / 22	0.75	1.00	9	1.5	7.3		71	66	62	54	42	27		
13 / 22	1.10	1.50	10	1.5	10.0		79	74	69	60	46	30		
13 / 22	1.10	1.50	11	1.5	10.0		86	81	76	66	51	33		
13 / 22	1.10	1.50	12	1.5	10.0		94	88	83	72	56	36		
14 / 22	1.50	2.00	14	2.5	12.5		111	104	97	84	66	42		
14 / 22	1.50	2.00	16	2.5	12.5		126	118	110	96	75	48		

100 mm (4") Borewell Submersible Pumpsets : **CORA 3AH + XUMA DX (S) 100**

Motor type	Motor rating		Pump type & Stage	Cable size	Rated Current	m ³ /hr.	Discharge					
							0.0	1.0	2.0	3.0	4.0	5.0
XUMA DX (S) 100	kW	HP	CORA 3AH	mm ²	Amp	lpm	0	17	33	50	67	83
2 / 22	0.55	0.75	6	1.5	5.8	Head (m)	47	44	42	36	28	18
4 / 22	0.75	1.00	7	1.5	7.3		55	52	49	42	33	21
4 / 22	0.75	1.00	8	1.5	7.3		63	59	55	48	37	24
4 / 22	0.75	1.00	9	1.5	7.3		71	66	62	54	42	27
6 / 22	1.10	1.50	10	1.5	10.0		79	74	69	60	46	30
6 / 22	1.10	1.50	11	1.5	10.0		86	81	76	66	51	33
6 / 22	1.10	1.50	12	1.5	10.0		94	88	83	72	56	36
7 / 22	1.50	2.00	14	2.5	13.0		111	104	97	84	66	42
7 / 22	1.50	2.00	16	2.5	13.0		126	118	110	96	75	48

100 mm (4") Borewell Submersible Pumpsets : **CORA 3CH + LX PLUS (S) 100**

Motor type	Motor rating		Pump type & Stage	Rated Current	Cable size	m ³ /hr.	Discharge						Star Rating	ISI
							0.0	1.0	2.0	3.0	4.0	5.0		
LX PLUS (S) 100	kW	HP	CORA 3CH	A	mm ²	lpm	0	17	33	50	67	83		
3 / 22	0.55	0.75	6	5.6	1.5	Head (m)	47	44	42	36	28	18		
5 / 22	0.75	1.00	7	7.3	1.5		55	52	49	42	33	21		
5 / 22	0.75	1.00	8	7.3	1.5		63	59	55	48	37	24		
5 / 22	0.75	1.00	9	7.3	1.5		71	66	62	54	42	27		
13 / 22	1.10	1.50	10	10.0	1.5		79	74	69	60	46	30		
13 / 22	1.10	1.50	11	10.0	1.5		86	81	76	66	51	33		
13 / 22	1.10	1.50	12	10.0	1.5		94	88	83	72	56	36		
14 / 22	1.50	2.00	14	12.5	2.5		111	104	97	84	66	42		
14 / 22	1.50	2.00	16	12.5	2.5		126	118	110	96	75	48		

100 mm (4") Borewell Submersible Pumpsets : **CORA 3CH + XUMA DX (S) 100**

Motor type	Motor rating		Pump type & Stage	Rated Current	Cable size	m ³ /hr.	Discharge						Star Rating	ISI
							0.0	1.0	2.0	3.0	4.0	5.0		
XUMA DX (S) 100	kW	HP	CORA 3CH	A	mm ²	lpm	0	17	33	50	67	83		
2 / 22	0.55	0.75	6	5.8	1.5	Head (m)	47	44	42	36	28	18		
4 / 22	0.75	1.00	7	7.3	1.5		55	52	49	42	33	21		
4 / 22	0.75	1.00	8	7.3	1.5		63	59	55	48	37	24		
4 / 22	0.75	1.00	9	7.3	1.5		71	66	62	54	42	27		
6 / 22	1.10	1.50	10	10.0	1.5		79	74	69	60	46	30		
6 / 22	1.10	1.50	11	10.0	1.5		86	81	76	66	51	33		
6 / 22	1.10	1.50	12	10.0	1.5		94	88	83	72	56	36		
7 / 22	1.50	2.00	14	13.0	2.5		111	104	97	84	66	42		
7 / 22	1.50	2.00	16	13.0	2.5		126	118	110	96	75	48		

100 mm (4") Borewell Submersible Pumpsets : **CORA 4C + LX PLUS (S) 100**

Motor type	Motor rating		Pump type & Stage	Cable size	Rated Current	m ³ /hr.	Discharge						Star Rating	ISI
							0.0	2.0	3.0	4.0	5.0	6.0		
LX PLUS (S) 100	kW	HP	CORA 4C	mm ²	Amp	lpm	0	33	50	67	83	100		
3 / 22	0.55	0.75	5	1.5	5.6	Head (m)	30	29	28	25	21	16		
3 / 22	0.55	0.75	6	1.5	5.6		36	35	33	30	25	19		
5 / 22	0.75	1.00	8	1.5	7.3		49	47	44	40	33	25		
5 / 22	0.75	1.00	9	1.5	7.3		54	53	50	45	36	27		
13 / 22	1.10	1.50	10	1.5	10.0		61	59	56	50	41	31		
13 / 22	1.10	1.50	12	1.5	10.0		73	71	67	60	50	37		
14 / 22	1.50	2.00	15	2.5	12.5		91	89	83	74	62	47		

100 mm (4") Borewell Submersible Pumpsets : **CORA 4C + XUMA DX (S) 100**

Motor type	Motor rating		Pump type & Stage	Cable size	Rated Current	m ³ /hr.	Discharge						Star Rating	ISI
							0.0	2.0	3.0	4.0	5.0	6.0		
XUMA DX (S) 100	kW	HP	CORA 4C	mm ²	Amp	lpm	0	33	50	67	83	100		
4 / 22	0.75	1.00	6	1.5	7.3	Head (m)	36	35	33	30	25	19		
4 / 22	0.75	1.00	8	1.5	7.3		49	47	44	40	33	25		
4 / 22	0.75	1.00	9	1.5	7.3		54	53	50	45	36	27		
6 / 22	1.10	1.50	10	1.5	10.0		61	59	56	50	41	31		
6 / 22	1.10	1.50	12	1.5	10.0		73	71	67	60	50	37		
7 / 22	1.50	2.00	15	2.5	13.0		91	89	83	74	62	47		

100 mm (4") Borewell Submersible Pumpsets : **CORA 7C + LX PLUS (S) 100**

Motor type	Motor rating		Pump type & Stage	Cable size	Rated Current	m ³ /hr.	Discharge						Star Rating	ISI
							0.0	2.0	4.0	6.0	8.0	10.0		
LX PLUS (S) 100	kW	HP	CORA 7C	mm ²	A	lpm	0	33	67	100	133	167		
5 / 22	0.75	1.00	5	1.5	7.3	Head (m)	35	34	33	29	22	12		
13 / 22	1.10	1.50	7	1.5	10.0		49	48	46	40	30	17		
14 / 22	1.50	2.00	10	2.5	12.5		70	68	65	57	43	25		

100 mm (4") Borewell Submersible Pumpsets : **CORA 7C + XUMA DX (S) 100**

Motor type	Motor rating		Pump type & Stage	Cable size	Rated Current	m ³ /hr.	Discharge						Star Rating	ISI
							0.0	2.0	4.0	6.0	8.0	10.0		
XUMA DX (S) 100	kW	HP	CORA 7C	mm ²	Amp	lpm	0	33	67	100	133	167		
4 / 22	0.75	1.00	5	1.5	7.3	Head (m)	35	34	33	29	22	12		
6 / 22	1.10	1.50	7	1.5	10.0		49	48	46	40	30	17		
7 / 22	1.50	2.00	10	2.5	13.0		70	68	65	57	43	25		



100 mm (4") Borewell Submersible Pumpsets : **CORA 7D + LX PLUS (S) 100**

Motor type	Motor rating		Pump type & Stage	Cable size	Rated Current	m ³ /hr.	Discharge						Star Rating	ISI
							0.0	2.0	4.0	6.0	8.0	10.0		
LX PLUS (S) 100	kW	HP	CORA 7D	mm ²	A	lpm	0	33	67	100	133	167		
5 / 22	0.75	1.00	5	1.5	7.3	Head (m)	35	34	33	29	22	12		
13 / 22	1.10	1.50	7	1.5	10.0		49	48	46	40	30	17		
14 / 22	1.50	2.00	10	2.5	12.5		70	68	65	57	43	25		



100 mm (4") Borewell Submersible Pumpsets : **CORA 7D + XUMA DX (S) 100**

Motor type	Motor rating		Pump type & Stage	Cable size	Rated Current	m ³ /hr.	Discharge						Star Rating	ISI
							0.0	2.0	4.0	6.0	8.0	10.0		
XUMA DX (S) 100	kW	HP	CORA 7D	mm ²	Amp	lpm	0	33	67	100	133	167		
4 / 22	0.75	1.00	5	1.5	7.3	Head (m)	35	34	33	29	22	12		
6 / 22	1.10	1.50	7	1.5	10.0		49	48	46	40	30	17		
7 / 22	1.50	2.00	10	2.5	13.0		70	68	65	57	43	25		



100 mm (4") Borewell Submersible Pumpsets : **CORA 12C + LX PLUS (S) 100**

Motor type	Motor rating		Pump type & Stage	Cable size	Rated Current	m ³ /hr.	Discharge						Star Rating	ISI
							0.0	6.0	8.0	10.0	12.0	14.0		
LX PLUS (S) 100	kW	HP	CORA 12C	mm²	A	lpm	0	100	133	167	200	233		
14 / 22	1.5	2.00	7	2.5	12.5	Head (m)	47	41	37	32	25	18		



100 mm (4") Borewell Submersible Pumpsets : **CORA 12C + XUMA DX (S) 100**

Motor type	Motor rating		Pump type & Stage	Cable size	Rated Current	m ³ /hr.	Discharge						Star Rating	ISI
							0.0	6.0	8.0	10.0	12.0	14.0		
XUMA DX (S) 100	kW	HP	CORA 12C	mm²	Amp	lpm	0	100	133	167	200	233		
7 / 22	1.5	2.00	7	2.5	13.0	Head (m)	47	41	37	32	25	18		

100 mm (4") Borewell Submersible Pumpsets : **CORA 18C + LX PLUS (S) 100**

Motor type	Motor rating		Pump type & Stage	Cable size	Rated Current	m ³ /hr.	Discharge						Star Rating	ISI
							0.0	9.0	12.0	16.0	20.0	24.0		
LX PLUS (S) 100	kW	HP	CORA 18C	mm²	A	lpm	0	150	200	267	333	400		
14 / 22	1.50	2.00	5	2.5	12.5	Head (m)	30	25	22	19	14	8		

100 mm (4") Borewell Submersible Pumpsets : **CORA 18C + XUMA DX (S) 100**

Motor type	Motor rating		Pump type & Stage	Cable size	Rated Current	m ³ /hr.	Discharge						Star Rating	ISI
							0.0	9.0	12.0	16.0	20.0	24.0		
XUMA DX (S) 100	kW	HP	CORA 18C	mm²	A	lpm	0	150	200	267	333	400		
7 / 22	1.50	2.00	5	2.5	13.0	Head (m)	30	25	22	19	14	8		

Water filled Borewell Submersible Pumpsets - RLX

RLX Series

100 mm (4") Borewell Submersible Pumpsets: **CORA 50 HH + RLX (S) 100**

Motor Rating		Pump type	Cable Size	Max Current	(m ³ /hr.)	0.00	0.8	1.3	1.7	2.2	2.7	3.2	3.7
kW	HP	CORA 50 HH/STAGES	mm ²	A	LPM	0.0	13.0	21.0	29.0	37.0	45.0	53.0	61.0
0.37	0.5	7	1.5	5.3	Head (m)	47	43	40	35	29	23	15	8
0.37	0.5	10	1.5	5.3		68	61	57	50	42	33	22	11
0.55	0.75	14	1.5	8.1		95	85	80	70	59	46	31	15
0.75	1.0	15	1.5	7.5		102	92	85	75	63	49	33	17
0.75	1.0	18	1.5	7.5		122	110	102	90	76	59	39	20
1.1	1.5	20	2.5	10.5		136	123	113	100	84	65	43	22
1.1	1.5	25	2.5	10.5		170	153	142	125	105	82	54	28

100 mm (4") Borewell Submersible Pumpsets : **CORA 50 + RLX (S) 100**

Motor Rating		Pump type	Cable Size	Max Current	(m ³ /hr.)	0.0	0.6	1.2	1.8	2.0	2.4	3.0	3.6
kW	HP	CORA 50 / STAGES	mm ²	A	LPM	0.0	10.0	20.0	30.0	33.0	40.0	50.0	60.0
0.75	1.0	11	1.5	7.5	Head (m)	84	74	67	55	50	42	27	11
0.75	1.0	14	1.5	7.5		107	94	85	70	63	54	34	14
1.1	1.5	18	2.5	10.5		138	121	109	90	81	69	44	18
1.5	2.0	24	2.5	13.8		184	161	145	120	108	92	59	24

100 mm (4") Borewell Submersible Pumpsets : **CORA 47 + RLX (S) 100**

Motor Rating		Pump type	Cable Size	Max Current	(m ³ /hr.)	0.00	4.2	5.4	6.6	7.8	9	10.2	11.4
kW	HP	CORA 47/ STAGES	mm ²	A	LPM	0.0	70.0	90.0	110.0	130.0	150.0	170.0	190.0
1.1	1.5	8	2.5	10.5	Head (m)	50	45	42	38	33	27	20	14
1.5	2.0	10	2.5	13.8		63	56	52	47	41	34	25	17

100 mm (4") : Borewell Submersible Pumpsets **CORA 49 + RLX (S) 100**

Motor Rating		Pump type	Cable Size	Max Current	(m ³ /hr.)	0.0	2.1	2.7	3.3	3.9	4.2	5.1	5.4
kW	HP	CORA 49 / STAGES	mm ²	A	LPM	0.0	35.0	45.0	55.0	65.0	70.0	85.0	90.0
0.55	0.75	7	1.5	6.1	Head (m)	57	50	48	44	39	32	26	19
0.75	1.0	7	1.5	7.5		57	50	48	44	39	32	26	19
0.75	1.0	8	1.5	7.5		65	58	55	51	44	37	30	22
0.75	1.0	10	1.5	7.5		81	72	69	63	55	46	38	28
1.1	1.5	10	2.5	10.5		81	72	69	63	55	46	38	28
1.1	1.5	12	2.5	10.5		98	86	83	76	66	55	45	33
1.1	1.5	14	2.5	10.5		114	101	96	88	77	65	53	39
1.5	2.0	16	2.5	13.8		130	115	110	101	88	74	60	44

100 mm (4") Borewell Submersible Pumpsets : **CORA 45 + RLX (S) 100**

Motor Rating		Pump type	Cable Size	Max Current	(m ³ /hr.)	0.0	2.4	3.6	4.8	6.0	7.2	8.4	9.6
kW	HP	CORA 45 / STAGES	mm ²	A	LPM	0.0	40.0	60.0	80.0	100.0	120.0	140.0	160.0
0.75	1	8	1.5	7.5	Head (m)	50	46	43	38	33	26	19	11
1.1	1.5	12	2.5	10.5		74	68	65	58	49	40	29	17
1.5	2.0	15	2.5	13.8		93	86	81	72	62	50	36	21

100 mm (4") Borewell Submersible Pumpsets : **CORA 18 W + RLX (S) 100**

Motor Rating		Pump type	Cable Size	Max Current	(m ³ /hr.)	0.00	8.1	10.8	13.5	16.2	18.9	21.6	24.3
kW	HP	CORA 18W/ STAGES	mm ²	A	LPM	0.0	135.0	180.0	225.0	270.0	315.0	360.0	405.0
1.5	2.0	6	2.5	13.8	Head (m)	34	27	25	22	19	17	13	9

Combination With EDX (S)

100 mm (4") Borewell Submersible Pumpsets : **CORA 18 WG + EDX (S) 100**

Motor Rating		Pump type	Cable Size	Max Current	(m ³ /hr.)	0.00	10.8	13.2	15.6	18	20.4	22.8	25.2
kW	HP	CORA 18WG/ STAGES	mm ²	A	LPM	0.0	180.0	220.0	260.0	300.0	340.0	380.0	420.0
1.5	2	6	2.5	13.8	Head (m)	35	29	27	25	22	19	16	13

Oil filled Borewell Submersible Pumpsets - UMN

100 mm (4") Borewell Submersible Pumpsets : **CORA 2AA + UMN (S) 100**

Motor Rating		Pump type	Cable Size	Max Current	(m ³ /hr.)	0.00	2.1	2.7	3.0	3.6	4.2
kW	HP	2AA/STAGES	mm ²	A	LPM	0.0	35.0	45.0	50.0	60.0	70.0
0.75	1.00	12	1.5	7.1	Head (m)	83	60	52	44	33	18

100 mm (4") Borewell Submersible Pumpsets : **CORA 3AA + UMN (S) 100**

Motor Rating		Pump type	Cable Size	Max Current	(m ³ /hr.)	0.00	1.0	2.1	3.6	5.4	6.0
kW	HP	3AA/STAGES	mm ²	A	LPM	0.0	16.0	35.0	60.0	90.0	100.0
0.75	1.00	6	1.5	7.1	Head (m)	48	45	42	30	17	9
0.75	1.00	8	1.5	7.1		64	60	56	40	22	12
0.75	1.00	10	1.5	7.1		80	75	70	50	28	15
1.10	1.50	12	1.5	10.1		96	90	84	60	33	18
1.10	1.50	14	1.5	10.1		112	105	98	70	39	22
1.50	2.00	16	2.0	13.3		128	120	112	80	44	25

100 mm (4") Borewell Submersible Pumpsets : **CORA 4AA + UMN (S) 100**

Motor Rating		Pump type	Cable Size	Max Current	(m ³ /hr.)	0.00	3.3	3.6	4.2	4.8	5.7
kW	HP	4AA/STAGES	mm ²	A	LPM	0.0	55.0	60.0	70.0	80.0	95.0
0.37	0.50	06	1.5	4.4	Head (m)	34	28	26	24	21	15
0.75	1.00	08	1.5	7.1		45	38	35	32	28	20
0.75	1.00	10	1.5	7.1		56	47	44	40	35	25
1.10	1.50	12	1.5	10.1		67	56	53	48	42	30
1.10	1.50	15	1.5	10.1		84	71	66	60	53	38
1.50	2.00	16	2.5	13.3		90	75	70	64	56	40
1.50	2.00	20	2.5	13.3		112	94	88	80	70	50

100 mm (4") Borewell Submersible Pumpsets : **CORA 7AA + UMN (S) 100**

Motor Rating		Pump type	Cable Size	Max Current	(m ³ /hr.)	0.00	7.2	7.8	8.4	9.3	10.8
kW	HP	7AA/STAGES	mm ²	A	LPM	0.0	120.0	130.0	140.0	155.0	180.0
1.50	2.00	10	2.0	13.3	Head (m)	63	48	44	41	37	26

100 mm (4") Borewell Submersible Pumpsets : **CORA 18AA + UMN (S) 100**

Motor Rating		Pump type	Cable Size	Max Current	(m ³ /hr.)	0.00	10.8	13.5	16.2	18.0	19.2
kW	HP	18AA/STAGES	mm ²	A	LPM	0.0	180.0	225.0	270.0	300.0	320.0
1.50	2.00	6	2.0	13.3	Head (m)	30	21	18	15	12	9
2.20	3.00	7	2.5	17.1		35	25	21	18	14	11
2.20	3.00	8	2.5	17.1		40	28	24	20	16	12
2.20	3.00	9	2.5	17.1		45	32	27	23	18	14

